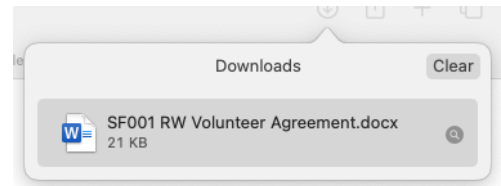
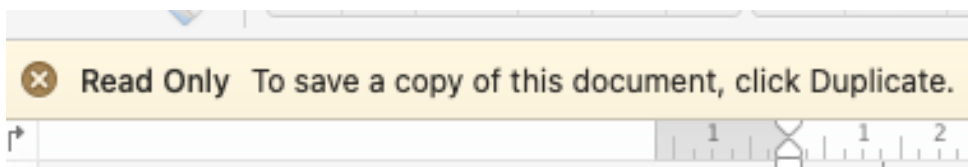


# How to Copy and Save a Template

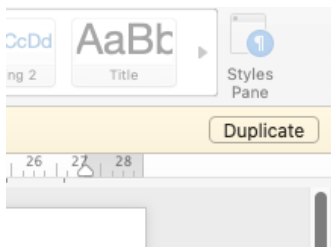
When you download any DOCX document from Refugees Welcome it will either open in its own window or you'll find it in your "Download" files. Click on the file to open



The file will open as a "Read Only" file and you will not be able to edit this version



To create a copy that you can edit click "Duplicate" and save a copy to your desktop



Open the file from your desktop and begin editing